

# Overview - Public Entities Quarterly Reporting

Approved receipts  
**847,4** 35,2%

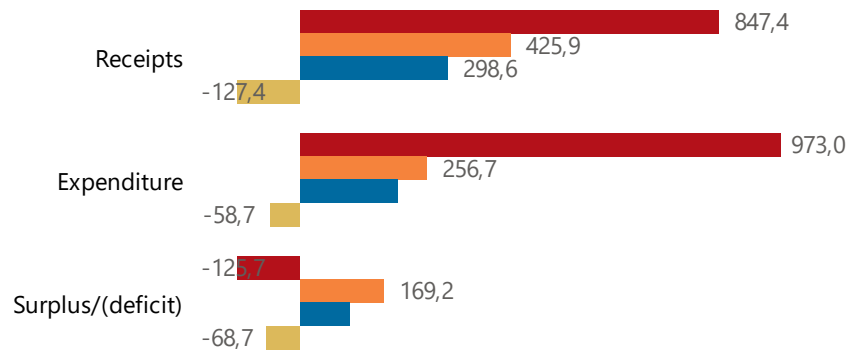
Approved spending  
**973,0** 20,4%

Surplus/(deficit)  
**-125,7**

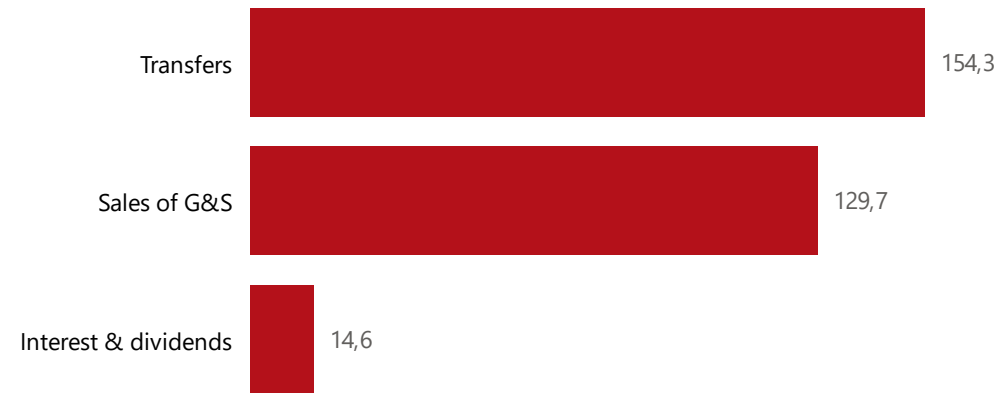
- ☐ R billion
- ☒ R million
- ☐ R thousand

## Consolidation

● Approved ● Forecast ● YTD ● Variance



## Composition of receipts



## Quarter

1

## Cluster

All

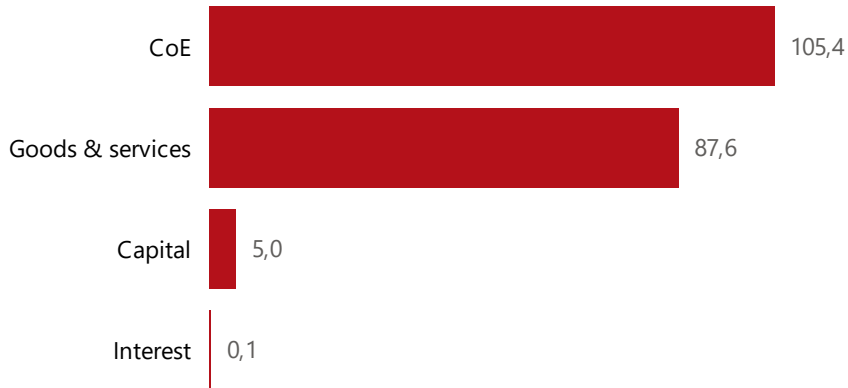
## Department

Trade, Industry and Competition

## Entity

SA Bureau of Standards

## Composition of spending



## Functional grouping



## Spending by PFMA schedule



# Public Entities Receipts

Approved sales of G&S

542,5

23,9%

Approved transfers

269,4

57,3%



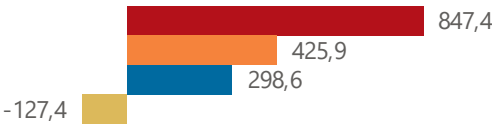
national treasury

Department:  
National Treasury  
REPUBLIC OF SOUTH AFRICA

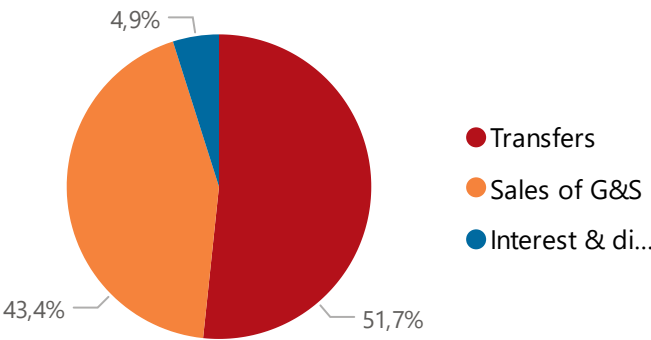
- ☐ R billion
- ☒ R million
- ☐ R thousand

## Actual vs Forecast

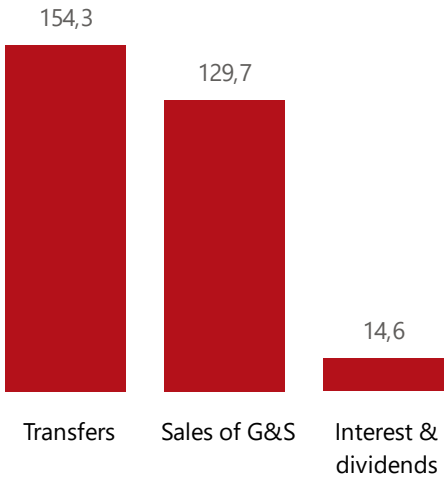
● Approved ● Forecast ● YTD ● Variance



## Composition of receipts



## Top 5 Receipts



## Quarter

1

## Cluster

All

## Department

Trade, Industry and Competition

## Entity

SA Bureau of Standards

## Top 5 Transfers



Departme...  
transfers

## Receipts

Level 3	Approved	YTD	% YTD
Transfers	269,4	154,3	51,7%
Sales of G&S	542,5	129,7	43,4%
Interest & dividends	35,5	14,6	4,9%
Total	847,4	298,6	100,0%

## Top 10 Entities

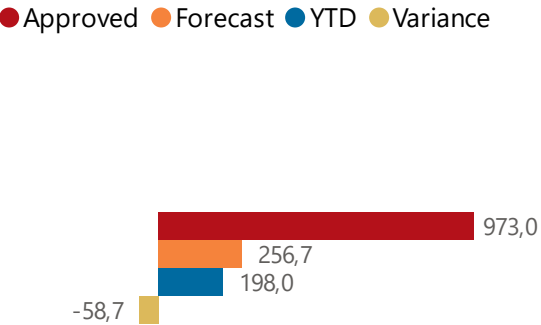
SA Bureau of Standards



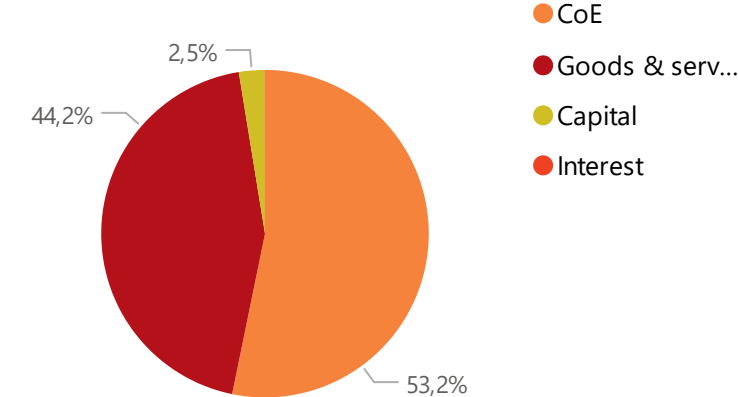
# Public Entities Spending

Approved CoE	Approved G&S	Approved transfers
309,334,1%	508,917,2%	1 694,835,2%

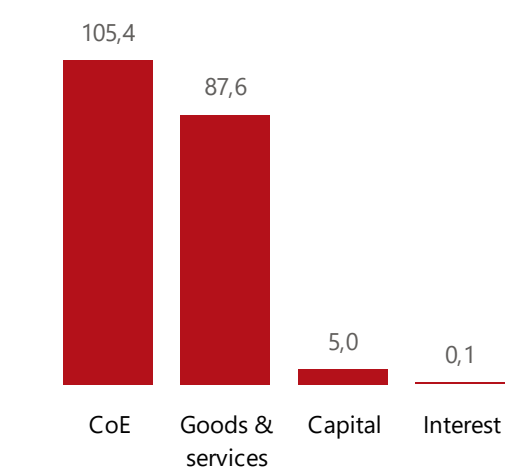
## Actual vs Forecast



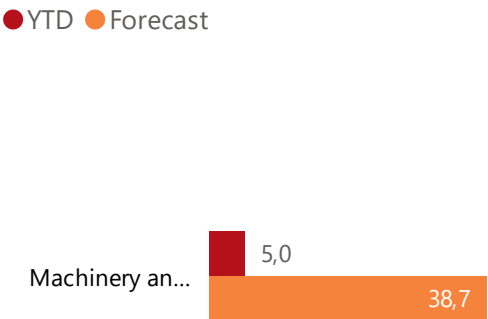
## Composition of spending



## Top 5 Goods & services



## Capital assets



## Spending

Level 3	Approved	YTD	% YTD
CoE	309,3	105,4	53,2%
Goods & services	508,9	87,6	44,2%
Capital	154,8	5,0	2,5%
Interest		0,1	0,0%
Total	973,0	198,0	100,0%

## Top 10 Entities



national treasury  
Department:  
National Treasury  
REPUBLIC OF SOUTH AFRICA

- R billion
- R million
- R thousand

### Quarter

1

### Cluster

All

### Department

Trade, Industry and Competition

### Entity

SA Bureau of Standards